



DELTRON®


Život ispunjen opuštajućom klimom.

www.deltron.hr

deltron@deltron.hr

Ljetni izlog





DOBRODOŠLI

PITANJA u CHAT


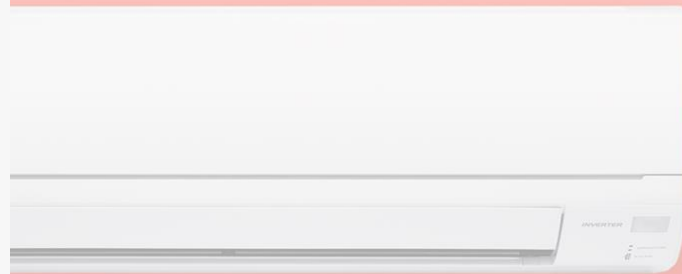
tijekom webinara ili nakon završetka
odgovori na sva pitanja biti će poslani svim sudionicima mailom

 ^
Unmute

 ^
Start Video


Chat

Pregled



M SERIES
INVERTER Models

Model Name	1.5kW 1-phase	1.8kW 1-phase	2.0kW 1-phase	2.2kW 1-phase	2.5kW 1-phase	3.5kW 1-phase	4.2kW 1-phase	5.0kW 1-phase	6.0kW 1-phase	7.1kW 1-phase	Page
MSZ-L Series R32 R410A *1	MSZ-LP13-09V3 MULTI CONNECTION ONLY				MSZ-LP15-09V3 MULTI CONNECTION ONLY	MSZ-LP18-09V3 MULTI CONNECTION ONLY	MSZ-LP22-09V3 MULTI CONNECTION ONLY	MSZ-LP25-09V3 MULTI CONNECTION ONLY	MSZ-LP35-09V3 MULTI CONNECTION ONLY	MSZ-LP42-09V3 MULTI CONNECTION ONLY	13
MSZ-A Series R32 R410A *1	MSZ-AP13-09V3 MULTI CONNECTION ONLY				MSZ-AP15-09V3 MULTI CONNECTION ONLY	MSZ-AP18-09V3 MULTI CONNECTION ONLY	MSZ-AP22-09V3 MULTI CONNECTION ONLY	MSZ-AP25-09V3 MULTI CONNECTION ONLY	MSZ-AP35-09V3 MULTI CONNECTION ONLY	MSZ-AP42-09V3 MULTI CONNECTION ONLY	19
MSZ-E Series R32 R410A *1	MSZ-EP13-09V3 MULTI CONNECTION ONLY				MSZ-EP15-09V3 MULTI CONNECTION ONLY	MSZ-EP18-09V3 MULTI CONNECTION ONLY	MSZ-EP22-09V3 MULTI CONNECTION ONLY	MSZ-EP25-09V3 MULTI CONNECTION ONLY	MSZ-EP35-09V3 MULTI CONNECTION ONLY	MSZ-EP42-09V3 MULTI CONNECTION ONLY	27
MSZ-S Series R410A	MSZ-SP13-09V3 MULTI CONNECTION ONLY				MSZ-SP15-09V3 MULTI CONNECTION ONLY	MSZ-SP18-09V3 MULTI CONNECTION ONLY	MSZ-SP22-09V3 MULTI CONNECTION ONLY	MSZ-SP25-09V3 MULTI CONNECTION ONLY	MSZ-SP35-09V3 MULTI CONNECTION ONLY	MSZ-SP42-09V3 MULTI CONNECTION ONLY	29
MSZ-G Series R410A	MSZ-GP13-09V3 MULTI CONNECTION ONLY				MSZ-GP15-09V3 MULTI CONNECTION ONLY	MSZ-GP18-09V3 MULTI CONNECTION ONLY	MSZ-GP22-09V3 MULTI CONNECTION ONLY	MSZ-GP25-09V3 MULTI CONNECTION ONLY	MSZ-GP35-09V3 MULTI CONNECTION ONLY	MSZ-GP42-09V3 MULTI CONNECTION ONLY	29
MSZ-BT Series R32	MSZ-BTP13-09V3 MULTI CONNECTION ONLY				MSZ-BTP15-09V3 MULTI CONNECTION ONLY	MSZ-BTP18-09V3 MULTI CONNECTION ONLY	MSZ-BTP22-09V3 MULTI CONNECTION ONLY	MSZ-BTP25-09V3 MULTI CONNECTION ONLY	MSZ-BTP35-09V3 MULTI CONNECTION ONLY	MSZ-BTP42-09V3 MULTI CONNECTION ONLY	33
MSZ-HR Series R32	MSZ-HRP13-09V3 MULTI CONNECTION ONLY				MSZ-HRP15-09V3 MULTI CONNECTION ONLY	MSZ-HRP18-09V3 MULTI CONNECTION ONLY	MSZ-HRP22-09V3 MULTI CONNECTION ONLY	MSZ-HRP25-09V3 MULTI CONNECTION ONLY	MSZ-HRP35-09V3 MULTI CONNECTION ONLY	MSZ-HRP42-09V3 MULTI CONNECTION ONLY	35
MSZ-D Series R410A	MSZ-DP13-09V3 MULTI CONNECTION ONLY				MSZ-DP15-09V3 MULTI CONNECTION ONLY	MSZ-DP18-09V3 MULTI CONNECTION ONLY	MSZ-DP22-09V3 MULTI CONNECTION ONLY	MSZ-DP25-09V3 MULTI CONNECTION ONLY	MSZ-DP35-09V3 MULTI CONNECTION ONLY	MSZ-DP42-09V3 MULTI CONNECTION ONLY	41
MSZ-H Series R410A	MSZ-HP13-09V3 MULTI CONNECTION ONLY				MSZ-HP15-09V3 MULTI CONNECTION ONLY	MSZ-HP18-09V3 MULTI CONNECTION ONLY	MSZ-HP22-09V3 MULTI CONNECTION ONLY	MSZ-HP25-09V3 MULTI CONNECTION ONLY	MSZ-HP35-09V3 MULTI CONNECTION ONLY	MSZ-HP42-09V3 MULTI CONNECTION ONLY	43
MDV-TP Series R32	MDV-TP13-09V3 MULTI CONNECTION ONLY				MDV-TP15-09V3 MULTI CONNECTION ONLY	MDV-TP18-09V3 MULTI CONNECTION ONLY	MDV-TP22-09V3 MULTI CONNECTION ONLY	MDV-TP25-09V3 MULTI CONNECTION ONLY	MDV-TP35-09V3 MULTI CONNECTION ONLY	MDV-TP42-09V3 MULTI CONNECTION ONLY	39
Compact floor MFZ Series R32	MFZ-FP13-09V3 MULTI CONNECTION ONLY				MFZ-FP15-09V3 MULTI CONNECTION ONLY	MFZ-FP18-09V3 MULTI CONNECTION ONLY	MFZ-FP22-09V3 MULTI CONNECTION ONLY	MFZ-FP25-09V3 MULTI CONNECTION ONLY	MFZ-FP35-09V3 MULTI CONNECTION ONLY	MFZ-FP42-09V3 MULTI CONNECTION ONLY	45
1-way cassette MLZ Series R32	MLZ-LP13-09V3 MULTI CONNECTION ONLY				MLZ-LP15-09V3 MULTI CONNECTION ONLY	MLZ-LP18-09V3 MULTI CONNECTION ONLY	MLZ-LP22-09V3 MULTI CONNECTION ONLY	MLZ-LP25-09V3 MULTI CONNECTION ONLY	MLZ-LP35-09V3 MULTI CONNECTION ONLY	MLZ-LP42-09V3 MULTI CONNECTION ONLY	47

S SERIES
INVERTER Models

Model Name	1.5kW 1-phase	2.5kW 1-phase	3.5kW 1-phase	5.0kW 1-phase	6.0kW 1-phase	7.1kW 1-phase	10.0kW 1.8 & 3-phase	12.5kW 1.8 & 3-phase	14.0kW 1.8 & 3-phase	Page
2 x 2 cassette SLZ Series R32 R410A		SINGLE	SINGLE	SINGLE	SINGLE	TWIN	TWIN	TWIN	TRIPLE	55
Compact ceiling concealed SEZ Series R32 R410A		SINGLE	SINGLE	SINGLE	SINGLE	SINGLE	SINGLE	SINGLE	SINGLE	60

*1 Only for R410A connection
*2 Indoor units are available in two types, with or without the wireless remote controller.

P SERIES

R32 Power Inverter Models / R32 Standard Inverter Models

Model Name	3.5kW 1-phase	5.0kW 1-phase	6.0kW 1-phase	7.1kW 1-phase	10.0kW 1.8 & 3-phase	12.5kW 1.8 & 3-phase	14.0kW 1.8 & 3-phase	20.0kW 1.8 & 3-phase	25.0kW 1.8 & 3-phase	Page
4-way cassette PLA Series R32	SINGLE	SINGLE	SINGLE	SINGLE	TWIN	TWIN	TWIN	TRIPLE	TRIPLE	67
Ceiling concealed PEAD Series R32	SINGLE	SINGLE	SINGLE	SINGLE	TWIN	TWIN	TWIN	TRIPLE	TRIPLE	76
Wall-mounted PKA Series R32	SINGLE	SINGLE	SINGLE	SINGLE	TWIN	TWIN	TWIN	TRIPLE	TRIPLE	83
Ceiling suspended for Professional kitchen PCA-KA Series R32	SINGLE	SINGLE	SINGLE	SINGLE	TWIN	TWIN	TWIN	TRIPLE	TRIPLE	88
PCA-HA Series R32				SINGLE			TWIN		TRIPLE	93

* R32 Power Inverter Model only

R410A POWER INVERTER Models / R410A STANDARD INVERTER Models

Model Name	3.5kW 1-phase	5.0kW 1-phase	6.0kW 1-phase	7.1kW 1-phase	10.0kW 1.8 & 3-phase	12.5kW 1.8 & 3-phase	14.0kW 1.8 & 3-phase	20.0kW 1.8 & 3-phase	25.0kW 1.8 & 3-phase	Page
4-way cassette PLA Series R410A	SINGLE	SINGLE	SINGLE	SINGLE	TWIN	TWIN	TWIN	TRIPLE	TRIPLE	67
Ceiling concealed PEAD Series R410A	SINGLE	SINGLE	SINGLE	SINGLE	TWIN	TWIN	TWIN	TRIPLE	TRIPLE	76
PEA Series R410A								SINGLE	SINGLE	81
Wall-mounted PKA Series R410A	SINGLE	SINGLE	SINGLE	SINGLE	TWIN	TWIN	TWIN	TRIPLE	TRIPLE	83
Ceiling suspended for Professional kitchen PCA-KA Series R410A	SINGLE	SINGLE	SINGLE	SINGLE	TWIN	TWIN	TWIN	TRIPLE	TRIPLE	88
PCA-HA Series R410A				SINGLE			TWIN		TRIPLE	93
Floor-standing PSA Series R410A				SINGLE	SINGLE	SINGLE	SINGLE	TWIN	TRIPLE	96

MXZ SERIES INVERTER Models

Model Name	Capacity Class	Page	Model Name	Capacity Class	Page
up to 2 indoor units MXZ-2F32VF3 R32	3.2kW <1-phase>	101	up to 2 indoor units MXZ-2D22VA R410A	3.2kW <1-phase>	103
up to 2 indoor units MXZ-2F42VF3 R32	4.2kW <1-phase>	101	up to 2 indoor units MXZ-2D42VA2 R410A	4.2kW <1-phase>	103
up to 2 indoor units MXZ-2F52VH3 R32	5.3kW <1-phase>	101	up to 2 indoor units MXZ-2D52VA (H2) R410A	5.3kW <1-phase>	103
up to 3 indoor units MXZ-3F54VF3 R32	5.4kW <1-phase>	101	up to 3 indoor units MXZ-3E54VA R410A	5.4kW <1-phase>	103
up to 3 indoor units MXZ-3F66VF3 R32	6.8kW <1-phase>	101	up to 3 indoor units MXZ-3E66VA R410A	6.8kW <1-phase>	103
up to 4 indoor units MXZ-4F72VF3 R32	7.2kW <1-phase>	101	up to 4 indoor units MXZ-4E72VA R410A	7.2kW <1-phase>	103
up to 4 indoor units MXZ-4F80VF3 R32	8.0kW <1-phase>	101	up to 4 indoor units MXZ-4E80VA R410A	8.3kW <1-phase>	103
up to 2 indoor units MXZ-2H40VF R32	4.0kW <1-phase>	105	up to 5 indoor units MXZ-5E102VA R410A	10.2kW <1-phase>	103
up to 2 indoor units MXZ-2H45VF R32	5.0kW <1-phase>	105	up to 6 indoor units MXZ-6D122VA R410A	12.2kW <1-phase>	103
up to 3 indoor units MXZ-3H45VF R32	5.0kW <1-phase>	105			

PUMY SERIES INVERTER Models










Model Name	12.5kW 1 & 3-phase	14.0kW 1 & 3-phase	15.5kW 1 & 3-phase	22.4kW 3-phase	Page
PUMY SP R410A	✓	✓	✓		109
PUMY P R410A		✓	✓	✓	111

POWERFUL HEATING SERIES INVERTER Models

Model Name	2.5kW 1-phase	3.5kW 1-phase	5.0kW 1-phase	5.2kW 1-phase	8.3kW 1-phase	10.0kW 1.8 & 3-phase	12.5kW 2-phase	Page
Wall-mounted MSZ-L VGHZ Series R32 R410A	SINGLE	SINGLE	SINGLE					119
Compact floor MFZ-VGHZ Series R410A	SINGLE	SINGLE	SINGLE					123
ZUBADAN 4-way cassette PLA Series R32 R410A						SINGLE	SINGLE	126
	Ceiling concealed PEAD Series R32 R410A					SINGLE	SINGLE	128
		Wall-mounted PKA Series R32 R410A					SINGLE	TWIN
Multi split MXZ-E VGHZ Series R410A				2PSP	4PSP			130

AIR TO WATER SERIES
R32
INDOOR UNIT
Hydro box, cylinder unit












OUTDOOR UNIT

Packaged type	Small capacity (Under 6kW)	Medium capacity (6.0kW-11.2kW)
	 PUZ-WM60	 PUZ-WM65/112
Split type	Small capacity (Under 6kW)	Medium capacity (6.0kW-11.2kW)
		 PUZ-I
		 PUZ-SM100/100/120
Eco Inverter	 SUZ-SM1000	 SUZ-SM1200

*Rated capacity is at conditions A2W55, (according to EN14511)

R410A
INDOOR UNIT
Hydro box, cylinder unit

OUTDOOR UNIT








Split type	Medium capacity (7.5kW-14kW)	Large capacity (5.16kW)
	 PLH2-SHW60/112	 PLH2-SHW140
	 PLH2-SHW220	
	 PLH2-SHW130	 PLH2-SHW130
	 PLH2-SHW130	 PLH2-SHW130

*Rated capacity is at conditions A2W55, (according to EN14511)




Other ATW-related system	Mr.SLIM+	PUMY+ ecodan	ecodan geodan
	R410A  PUH2-RP71	R410A  PUMY-P120/120/140	R32  EKG100-YM60

	SINGLE PHASE PUMY-SP VKM(-BS) - HP 4,5-6 PUMY-P VKM(-BS) - HP 4,5-6 THREE PHASE PUMY-P YKM (-BS) - HP 4,5-8
	SINGLE Y PUHY-P YKA (-BS) - HP 8-20 DOUBLE Y PUHY-P YKA (-BS) - HP 22-40 LARGE Y PUHY-P YSKA (-BS) - HP 42-60
	SINGLE Y PUHY-P YKB-A1 (-BS) - HP 8-14 DOUBLE Y PUHY-P YSKB-A1 (-BS) - HP 16-36 TRIPLE Y PUHY-P YSKB-A1 (-BS) - HP 38-54
	SINGLE Y PUHY-EP YLM-A1 (BS) - HP 8-20 DOUBLE Y PUHY-EP YSLM-A1 (BS) - HP 22-24 TRIPLE Y PUHY-EP YSLM-A1 (BS) - HP 26-54
	SINGLE Y PUHY-P YNW-A1 (-BS) - HP 8-20 DOUBLE Y PUHY-P YSNW-A1 (-BS) - HP 16-36 TRIPLE Y PUHY-P YSNW-A1 (-BS) - HP 38-54
	SINGLE Y PUHY-EP YNW-A1 (-BS) - HP 8-20 DOUBLE Y PUHY-EP YSNW-A1 (-BS) - HP 16-36 TRIPLE Y PUHY-EP YSNW-A1 (-BS) - HP 38-54
	SINGLE Y PUHY-HP YHM-A (-BS) - HP 8-10 DOUBLE Y PUHY-HP YSHM-A (-BS) - HP 16-20
	SINGLE WY PQHY-P YLM-A1 - HP 8-24 DOUBLE WY PQHY-P YSLM-A1 - HP 16-36
	SINGLE R2 PURY-P YNW-A1 (-BS) - HP 8-22 DOUBLE R2 PURY-P YNW-A1 (-BS) - HP 16-44
	SINGLE R2 PURY-EP YNW-A1 (-BS) - HP 8-22 DOUBLE R2 PURY-EP YNW-A1 (-BS) - HP 16-44
	SINGLE WR2 PQRY-P YLM-A1 - HP 8-24 DOUBLE WR2 PQRY-P YSLM-A1 - HP 16-36

LOSSNAY LINEUP

Application		Model	Airflow	50 CMH	100 CMH	150 CMH	250 CMH	350 CMH	500 CMH	650 CMH	800 CMH	1000 CMH	1500 CMH	2000 CMH	2500 CMH	
Commercial Use	Centralized Ventilation	LGH-RVX Series				●	●	●	●	●	●	●	●	●		
		LGH-RVXT Series												●	●	●
		GUF Series							●				●			
	Optional Unit	Dx-coil unit for Lossnay LGH-RVX/RVXT Series GUG Series							●	●	●	●	●	●	●	
Residential Use	Centralized Ventilation	VL-220CZGV-E					●									
	Decentralized Ventilation	VL-100(E)U5-E			●											
		VL-50(E)S2-E VL-50SR2-E			●											

E-serija: Modularne dizalice topline i rashladnici vode

Model name	EAHV-P900YAL	EAHV-P1500YBL	EAHV-P1800YBL
Shape			
HP	30	50	60
Cooling Capacity (kW)	90.0	148.58	177.76
EER *EN14511	2.94	3.19	2.90
SEER *EN14511	4.88	4.62	4.58
Heating Capacity (kW)	90.0	151.42	182.24
COP *EN14511	3.25	3.29	3.15
SCOP *EN14511 (Low/Mid)	3.65 / 2.90	3.24 / 2.85	3.24 / 2.85
Refrigerant	R410A	R410A	R410A
Refrigerant volume (kg)	38	60	60
(Factory shipped) (kg)	12	12	12
Sound pressure level [dB(A)]	65	66	68
Sound power level [dB(A)]	77	84	86
Width (mm)	2,250	3,400	3,400
Depth (mm)	900	1,080	1,080
Height (mm)	2,450	2,350	2,350



s-MEXT System

Uređaji za precizno hlađenje za IT primjene. Puni inverter sustav sa direktnom ekspanzijom, za Edge Data Centar.

RAC Kućna serija

- Kapacitet: 2 kW – 22,4 kW
- SEER A+/A++/A+++
- Mogućnost spajanja na Wi-Fi sučelje
- 24 satni i tjedni tajmer
- Plasma QuadPlus filteri
- Samodijagnoza
- Na R32 i R410A



- 15°C ~ 24°C

- 10°C ~ 46°C




MSZ-LN



MSZ-EF



MSZ-AP



MSZ-BT



MSZ-HR



Podne jedinice



MSZ-KT

R32



MSZ-KJ

R410A



MLZ-KP

R32



SLZ-M

R32

Kanalske jedinice




SEZ-M

R32



Izvedbe unutarnjih jedinica
25/35/50/60



Klasa energetske učinkovitosti



Niska razina buke



Ugrađen Wi-Fi interface



Zasebno pomicanje
horizontalnih i vertikalnih
krilaca



Visokoučinkoviti filteri



3D I-see senzor


KIRIGAMINE ZEN

禅




Izvedbe unutarnjih jedinica

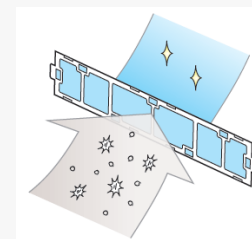
25/35/42/50



19 dB(A)



Weekly
Timer




STANDARD -> silver-ion filter



Izvedbe unutarnjih jedinica
25/35/42/50/60/71



Izvedbe unutarnjih jedinica
za multi split
15/20



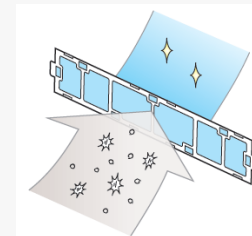
Klasa energetske učinkovitosti



Niska razina buke



Wi-Fi ugrađen (VGK modeli)




OPCIJA -> silver-ion filter

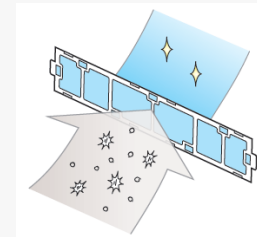


Izvedbe unutarnjih jedinica

20/25/35/50



Klasa energetske učinkovitosti

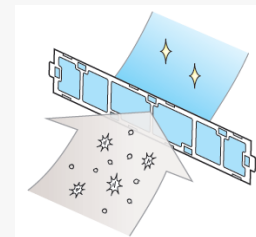
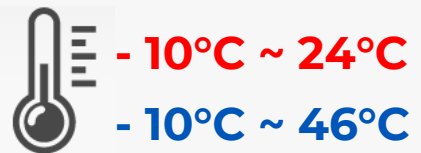



OPCIJA → silver-ion filter



Izvedbe unutarnjih jedinica
25/35/42/50/60/71

Klasa energetske učinkovitosti



OPCIJA → silver-ion filter


- konkurentna cijena
- SEER do 6,2

Već od: 4000,00 kn

SLZ-M: 4-smjerna kazetna (600x600)



Izvedbe unutarnjih jedinica
25/35/50/60



Klasa energetske učinkovitosti



Niska razina buke




Ugrađena pumpica kondenzata
dobave do 850 mm

Panel	With Signal Receiver	With 3D i-see Sensor	With Wireless Remote Controller
SLP-2FA			
SLP-2FAL	✓		
SLP-2FAE		✓	
SLP-2FALE	✓	✓	
SLP-2FALM	✓		✓
SLP-2FALME	✓	✓	✓





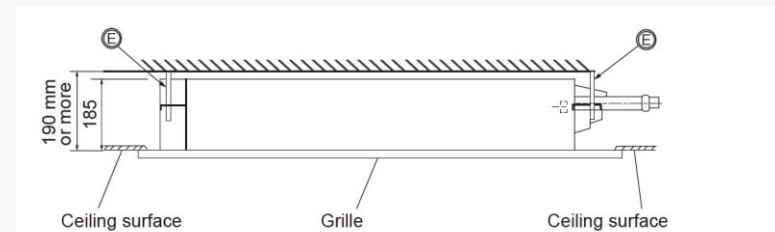
Izvedbe unutarnjih jedinica
25/35/50



Klasa energetske učinkovitosti



Visina dobave pumpe
kondenzata 500 mm



Visina jedinice samo 185 mm!


- nije potreban revizijski otvor!





Izvedbe unutarnjih jedinica
25/35/50/60/71


=



Klasa energetske učinkovitosti



Odabir brzine ventilatora i razine
statičkog tlaka (5/15/35/50 Pa)



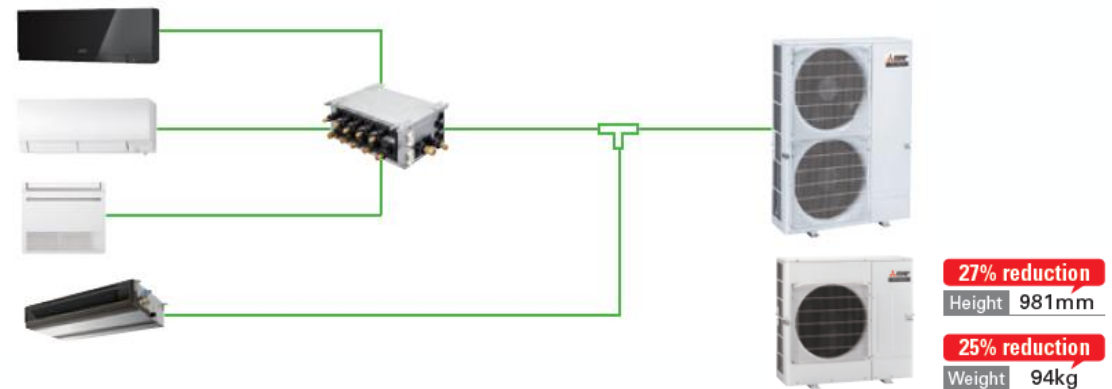

**Mogućnost spajanja s Lossnay
uređajima !**

Multisplit MXZ



RAC Kućna serija

- Klasični Multi-split do 6 unutarnjih jedinica i kapaciteta 12,2 kW
- Spojivost kazetnih, podstropnih i kanalnih jedinica iz komercijalne serije
- PUMY Multi-split **do 8 unutarnjih** na 2 Branch box-a, kapacitet do 22,4 kW
- **Do 150 m ukupnog razvoda**



Izvedbe unutarnjih jedinica

MSZ-LN




25/35/50

MSZ-EF



25/35/42/50

MSZ-AP



15/20/25/35/42/50/60

MSZ-BT



20/25/35

MSZ-KT



25/35/50

MLZ-KP



25/35/50

SLZ-M



25/35/50

SEZ-M



25/35/50/60

Multisplit MXZ

MXZ-2H40/50VF



MXZ-3H50VF




MSZ-HR 25/35/50



ECODAN Reverzibilne dizalice topline (zrak-voda)

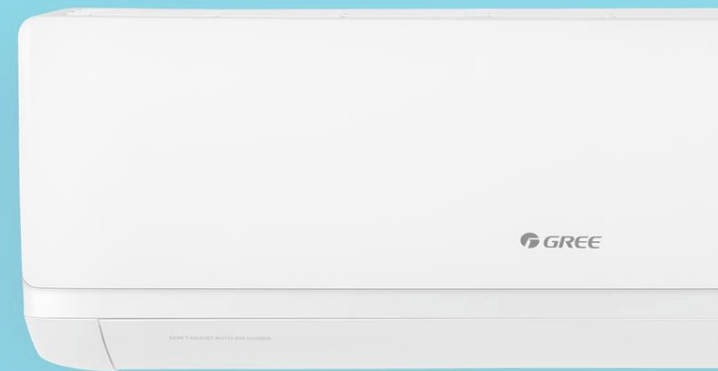
- Učinkovito grijanje
- Zubadan – izvedba za temperature do -28°C
- Kapacitet grijanja: 4,5 kW – 25 kW
- 2-zonska kontrola grijanja/hlađenja
- SCOP A++
- Tjedni tajmer
- Tiha vanjska jedinica
- Koncept mini VRF + ECODAN
- Monoblok i split izvedba
- Izvedba unutarnje jedinice: Hydrobox i Hydrobox
+ spremnik PTV-a

Već od: **33 700,00kn**





Pregled



RAC

Unutarnje
2,5 kW - 7 kW
Vanjske
2,5 kW - 18 kW

CAC

Komercijalna
serija
3,5 kW - 40 kW

ZRAK - VODA

Versati
5,8 kW - 15,5 kW

ZRAK - VODA

Dizalice topline
za PTV
1,5 kW - 3,5 kW

DIZALICE TOPLINE

Inverter
6,2 kW - 1040 kW

DIZALICE TOPLINE

Vijčani kompresor
320 kW - 1520 kW

RASHLADNICI

Centrifugalni
352 kW -
10550 kW

VRF

Unutarnje
2,2 kW - 28 kW
Vanjske
8 kW - 246 kW

VENTILO- KONVEKTORI

1,75 kW -
13 kW

VENTILACIJA

SPEC. UREĐAJI ZA BRODOVE

2,35 kW - 7,5 kW

Kućna serija MONO Split

- kapacitet hlađenja od 2,5 kW do 7,0 kW
- kapacitet grijanja od 2,8 kW do 7,4 kW
- SEER do 8,5
- maksimalna duljina instalacije do 25 m
- maksimalna visinska razlika do 10 m
- **Svi modeli sa ugrađenim WiFi sučeljem!**
- **Svi modeli sa Cold plasma ionizatorom!**



U-Crown



Amber



Lomo Regular



Lomo Economical



Pular



Fairy Black



Podna jedinica



- R410A
- 2,6 kW do 5,3 kW
- **SEER do 7,5**
- SCOP do 4,6
- Cold Plasma filter za ioniziranje zraka
- **Dvostupanjski kompresor**



- 30°C ~ 24°C

- 18°C ~ 54°C


19 dB(A)



LOMO REGULAR



- Horizontalno i vertikalno zakretanje krilaca
- **Grijanje do -22°C**



2,7 kW do 7,0 kW

SEER do 7,0


SCOP do 4,0



LOMO ECONOMICAL



- **Cjenovno konkurentan**
- Cold Plasma ionizator



2,5 kW do 6,2 kW

SEER do 6,1

SCOP do 4,0



- **Grijanje do -22°C**
- Vertikalno i horizontalno zakretanje krilaca
- 3,5 kW
- **SEER do 8,5**
- Grijač vanjske jedinice




NOVO!

FAIRY BLACK



- Grijanje do -22°C
- Cold Plasma ionizator
- Grijač vanjske jedinice



3,5 i 5,2 kW
SEER do 7,0
SCOP do 4,0



PULAR



- Cold Plasma ionizator
- Horizontalno/vertikalno zakretanje krilaca



2,5 kW do 4,6 kW
SEER do 6,5
SCOP do 4,0



Već od **3500,00 kn**

PODNA IZVEDBA

- 2,7 kW do 5,2 kW
- **SEER do 7,2**
- SCOP do 4,1



Kućna serija MULTI Split

- R32/R410A
- kapacitet hlađenja vanjske jedinice od 4,1kW do 16,0 kW
- kapacitet grijanja vanjske jedinice od 4,4 kW do 18 kW
- SEER do 6,3
- maksimalna duljina instalacije do 145 m
- maksimalna visinska razlika do 30 m
- spojivo do 9 unutarnjih jedinica



Zidna izvedba



Podna izvedba



Kazetna izvedba



Podno-podstropna izvedba



Kanalska izvedba

Free Match IV



Super Free Match




MOGUĆNOST SPAJANJA OD 2 DO 5 UNUTARNJIH JEDINICA

- R32
- 4,1 kW do 12 kW
- SEER do 6,3
- SCOP do 4,0
- Duljina razvoda radnog medija do 75m
- **DO -22°C u grijanju**



MOGUĆNOST SPAJANJA OD 6 DO 9 UNUTARNJIH JEDINICA

- R410A
- **Spajanje preko BU kontrolera i račvi**
- 12,1 kW do 16 kW
- **Maksimalna duljina instalacije do 145 m**
- Visinska razlika do 30 m



Reverzibilne dizalice topline **VERSATI**

- R410A
- Split izvedba
- Kapaciteti 4 kW ~ 15,5 kW
- Izlaz tehničke vode do 60°C
- Rad pri vanjskoj temperaturi od -20°C

Već od **24 500,00 kn**



VERSATI III Monoblok


- **R32**
- Izlazna temperatura vode - hlađenje: 7°C ~ 25°C
- Izlazna temperatura vode – grijanje: 25°C ~ 60°C
- Moguća temperatura polaza tehničke vode: 60°C
- Moguće zagrijavanje spremnika na 80°C pomoću ugrađenog elektrogrijača
- Kapaciteti 4 kW ~ 15,5 kW
- Grijanje potrošne tople vode i do vanjske temperature od **-25°C**
- Opcija brzog zagrijavanja (DT i grijač u spremniku rade u isto vrijeme)
- Dezinfekcija na 70°C
- Upravljač prilagođeniji korisniku

Već od **23 600,00kn**



VENTILOKONVEKTORI

- Kapaciteti 1,75 kW ~ 13 kW



Dizalice topline Samo za pripremu PTV-a

- Integrirana izvedba- kapacitet 1,5 kW
- Temperatura izlazne vode do 70°C
- Split izvedba – kapacitet 3,5 kW
- Elektrogrijač u spremniku
- Rad pri vanjskim temperaturama do -7°C





AZURI[®]

Dobra prognoza svaki dan

Pregled



Kućna serija

Unutarnje

2,5 kW – 7,1 kW

Vanjske

2,5 kW - 12 kW

Komercijalna serija

AZUTI

3,5 kW – 12,1 kW

Dizalice topline zrak-voda

VEZURI

8,2 kW – 14,5 kW

- 2,7 kW do 5,2 kW
- **SEER do 7,0**
- SCOP do 4,1
- **Premium model**



- 22°C ~ 24°C

- 15°C ~ 43°C



NORA PREMIUM



- 7 brzina ventilatora
- WiFi sučelje



2,5 kW do 4,6 kW

SEER do 6,1

SCOP do 4,0



NORA



- Cjenovno konkutrentan
- WiFi sučelje



2,5 kW do 6,2 kW

SEER do 6,1

SCOP do 4,0



Već od **2970,00 kn**

- 2,7 kW do 5,2 kW
- **SEER do 7,2**
- SCOP do 4,1



Kućna serija **MULTI Split**

- R32
- kapacitet hlađenja vanjske jedinice od 4,1kW do 12,0 kW
- kapacitet grijanja vanjske jedinice od 4,4 kW do 13 kW
- SEER do 6,1
- maksimalna duljina instalacije do 75 m
- maksimalna visinska razlika do 15 m
- spojivo do 5 unutarnjih jedinica

UNUTARNJE JEDINICE



Zidna izvedba



Podna izvedba



Kazetna izvedba



Kanalska izvedba

VANJSKE JEDINICE



Azuti super inverter

- kapacitet hlađenja vanjske jedinice od 3,5 kW do 12,1 kW
- kapacitet grijanja vanjske jedinice od 4,0 kW do 13,5 kW
- mogućnost spajanja na različite tipove unutarnjih jedinica
- niska struja pokretanja
- Stabilno grijanje i hlađenje do -20°C vanjske temperature



VEZURI

DIZALICA TOPLINE ZRAK-VODA SPLIT IZVEDBE

- kapacitet hlađenja vanjske jedinice od 7,8 kW do 14,5 kW
- kapacitet grijanja vanjske jedinice od 8,0 kW do 15,5 kW
- split izvedba
- grijanje i hlađenje prostora te grijanje PTV-a do 55 °C
- Učinkovitost u hlađenju zadovoljava EU ERP energetska učinkovitost, s klasom od A++, a elementi vodene pumpe i motora odgovaraju zahtjevima EU Eco direktive



Već od **24 500,00 kn**

Deltron Podrška

Zatražite zahtjev na

<https://podrska.deltron.hr/>

